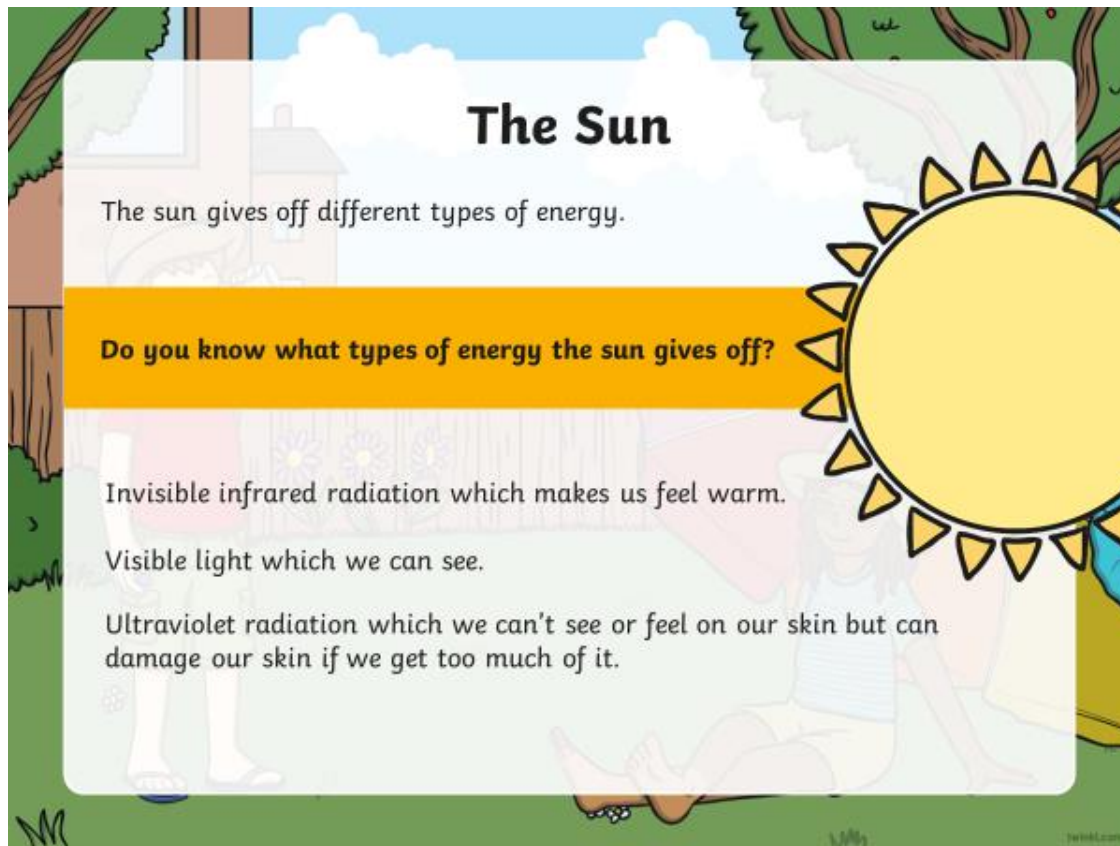


Year 3 Home Learning Bingo Card- Colour in the boxes to show which activities you have done. Please complete your work in your exercise book and you can share examples of your work on twitter or send to teachers@st-benets.durham.sch.uk. I'm excited to see all of your lovely work. Miss Williamson.

Week beginning: 22nd June 2020		Theme: Keeping safe			
English	<p>Spellings: Practise your weekly spellings at least 3 times a week using the activity grid in your homework book.</p>	<p>Complete an English lesson of your choice on the BBC Bitesize daily lesson website: Record your work in your exercise book.</p> <p>www.bbc.co.uk/bitesize/dailylessons</p>	<p><u>Reading Comprehension</u></p> <p>Complete the reading comprehension about birds below. Try to add as much detail as you can.</p>	<p>Inverted commas Be the teacher and correct the mistakes in the work below. Rewrite the sentences correctly into your exercise book.</p>	<p>Go on Lexia for 15 mins a day</p>
Maths	<p>Go on Timestables Rockstar/ hit the button for 15 mins a day</p>	<p>Power Maths Follow the link to the Summer Home Learning Book and complete week 4</p> <p>https://preview.pearsonactivelearn.com/app/library/series/view/1016061#/studentbooks</p>	<p>Using the bus stop method, solve the questions below.</p> <p>(Use the PowerPoint to help remind you how to use bus stop method)</p>	<p>Complete the times table challenge sheet. Time yourself to see how quickly you know your times tables.</p>	<p>Create a maths quiz for a friend or family member. Think of 10 questions you could ask them. You could even create your own to send to test me in school!</p>
Other Subjects	<p>PSHE</p> <p>Think about why it is important to stay safe when online. When we are online it is important to think about the words that we use.</p> <p>https://www.commonsense.org/education/videos/the-power-of-words</p> <p>Click on the link and watch the video. Create a poster to show what you have learnt.</p>	<p>R.E.</p> <p>God is always loving and forgiving. God is full of mercy and compassion. God always loves you, but does not like sin.</p> <p>Read the story of the Prodigal son below. Create a comic strip to retell the story in your own words.</p>	<p>Theme- Keeping safe in the sun</p> <p>We have been having lots of lovely sunshine recently and it is really important we keep ourselves safe in the sun. Read the information below and create a leaflet of how to stay safe in the sun.</p>	<p>Theme- Keeping safe near the road</p> <p>Think about how we stay safe near roads. Complete the crossword below.</p>	<p>Theme- Keeping safe</p> <p>Think about the people in your bubble. Who is in your bubble with you? Who else do you care about and wish were in your bubble? Complete the worksheet below.</p>

Year 3 Home Learning Bingo Card- Colour in the boxes to show which activities you have done. Please complete your work in your exercise book and you can share examples of your work on twitter or send to teachers@st-benets.durham.sch.uk. I'm excited to see all of your lovely work. Miss Williamson.



The Sun

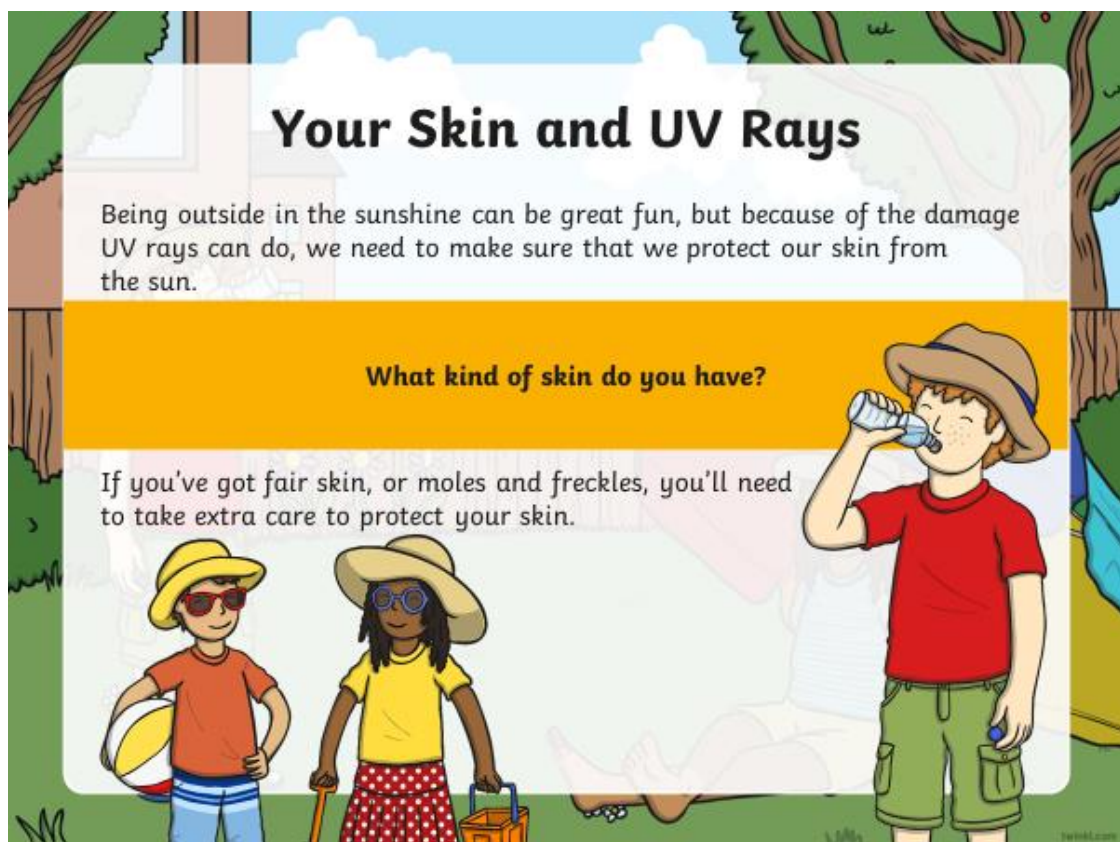
The sun gives off different types of energy.

Do you know what types of energy the sun gives off?

Invisible infrared radiation which makes us feel warm.

Visible light which we can see.

Ultraviolet radiation which we can't see or feel on our skin but can damage our skin if we get too much of it.




Your Skin and UV Rays


Being outside in the sunshine can be great fun, but because of the damage UV rays can do, we need to make sure that we protect our skin from the sun.

What kind of skin do you have?

If you've got fair skin, or moles and freckles, you'll need to take extra care to protect your skin.



Year 3 Home Learning Bingo Card- Colour in the boxes to show which activities you have done. Please complete your work in your exercise book and you can share examples of your work on twitter or send to teachers@st-benets.durham.sch.uk. I'm excited to see all of your lovely work. Miss Williamson.



Sun Safety Code

Spending too much time in the sun can be harmful.

We should all follow a special code which reminds us how to enjoy the sun whilst staying safe.

There are five parts to remember...

Spend time in the shade between 11am and 3pm.

Make sure you never burn.

Aim to cover up with a hat, t-shirt and sunglasses.

Remember children need to take extra care.

Then use sunscreen of a minimum of SPF 30.

Be SMART!

The poster features a cartoon girl wearing a hat and holding a carrot, with a speech bubble that says 'Be SMART!'. The background shows a park scene with trees and a house.



Spend Time in the Shade between 11 and 3

You can help to look after your skin by spending time in the shade when the sun is at its strongest - between 11am and 3pm.

Where can you find shade?

You can find shade under trees, canopies, umbrellas, or indoors.

The poster features a cartoon illustration of three large green trees with brown trunks. The background shows a park scene with trees and a house.

Year 3 Home Learning Bingo Card- Colour in the boxes to show which activities you have done. Please complete your work in your exercise book and you can share examples of your work on twitter or send to teachers@st-benets.durham.sch.uk. I'm excited to see all of your lovely work. Miss Williamson.



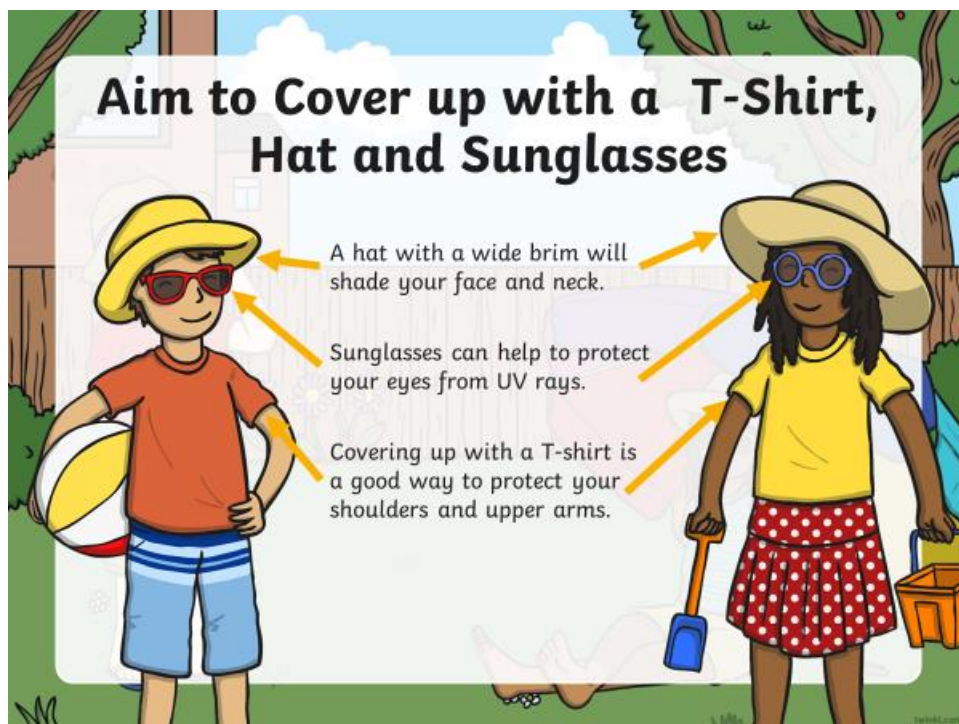
Make Sure You Never Burn

It's easy to get sunburnt, even when you're not expecting to.

It's very important to avoid burning your skin.

Because you can't feel UV rays, it's easy to forget that they are there.

Remember
You can still burn on a cloudy day.



Aim to Cover up with a T-Shirt, Hat and Sunglasses

A hat with a wide brim will shade your face and neck.

Sunglasses can help to protect your eyes from UV rays.

Covering up with a T-shirt is a good way to protect your shoulders and upper arms.

Year 3 Home Learning Bingo Card- Colour in the boxes to show which activities you have done. Please complete your work in your exercise book and you can share examples of your work on twitter or send to teachers@st-benets.durham.sch.uk. I'm excited to see all of your lovely work. Miss Williamson.

Remember, Children Need to Take Extra Care

Young skin is very delicate and easily damaged by the sun.

Make sure you take extra care to protect yourself when playing outside or if you are swimming outside.

If you have any young brothers or sisters, make sure that they are protected from the sun too!



Use Sunscreen of a Minimum of SPF 30

Sometimes, you may be outside in the sunshine and there won't be enough shade or clothing protecting you from the sun.

This is when factor 30 sunscreen, or stronger, should be used to protect parts of your skin that the sun can reach.


The factor of a sunscreen describes the amount of Sun Protection Factor (SPF) it provides. The SPF factor describes the strength of the sunscreen's ability to prevent UVB from damaging the skin. SPF 30 provides 30 times more protection from the sun than your natural skin.



Year 3 Home Learning Bingo Card- Colour in the boxes to show which activities you have done. Please complete your work in your exercise book and you can share examples of your work on twitter or send to teachers@st-benets.durham.sch.uk. I'm excited to see all of your lovely work. Miss Williamson.

Road Safety

Use the clues to fill in the answers below.



Down

1. A guide to cross the road safely. (14)
2. Red, amber, green – this gives instructions to traffic. (13)
6. Head protection for cyclists. (6)
8. Something to slow traffic. (9)
9. _____, look and listen. (4)

Across

3. Spot the stripes! A safe place to cross. (13)
4. A person who walks. (10)
5. At traffic lights, a _____ crossing. (7)
7. He tells you to wait at the kerb. (6)
10. A passenger would wear this to travel in a car. (8)
11. He tells you when it's safe to cross. (8)

Year 3 Home Learning Bingo Card- Colour in the boxes to show which activities you have done. Please complete your work in your exercise book and you can share examples of your work on twitter or send to teachers@st-benets.durham.sch.uk. I'm excited to see all of your lovely work. Miss Williamson.

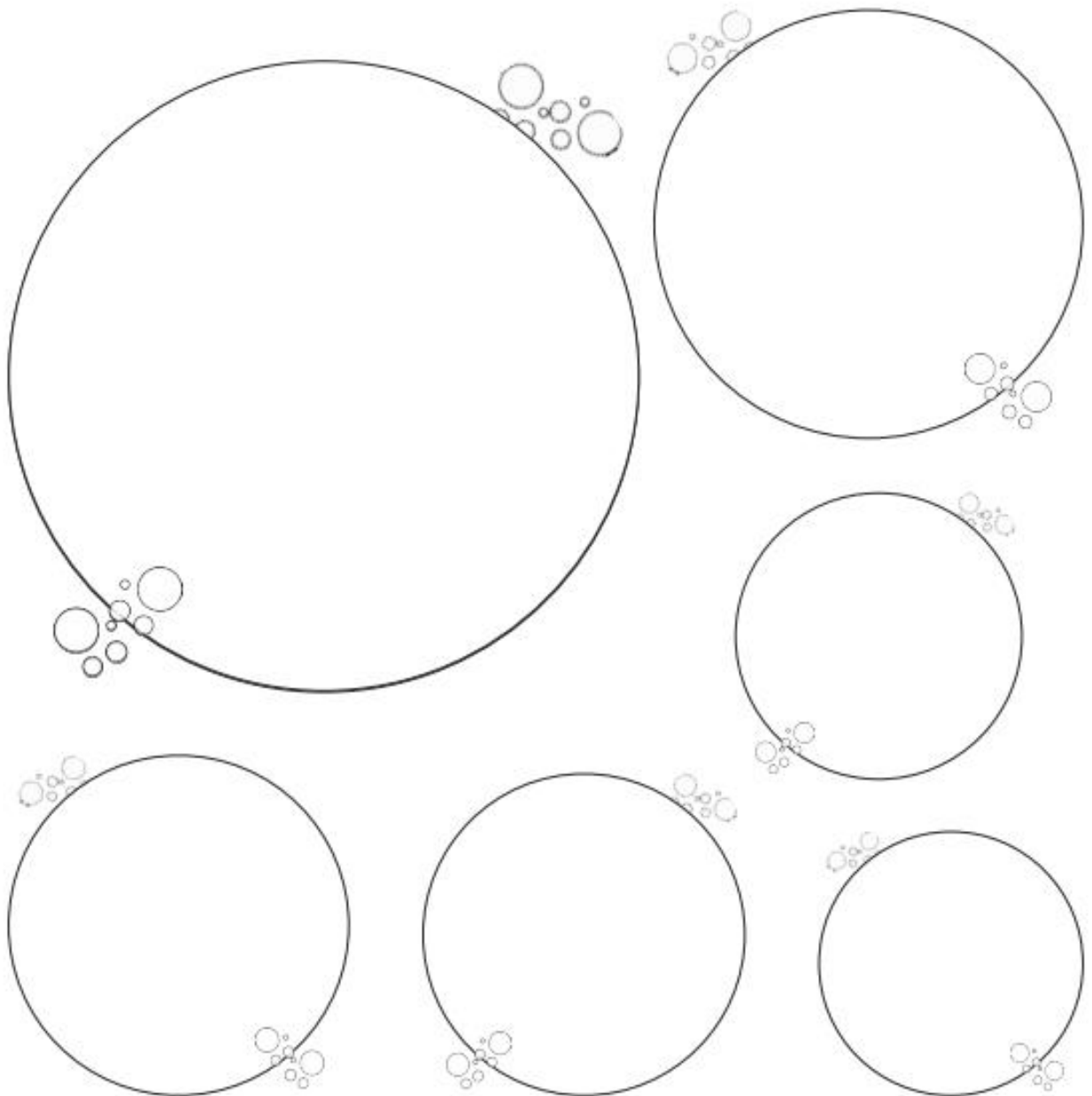
People I Care About

Who is in your bubble with you?

Draw or write these people in the large bubble.

Who else do you care about and wish were in your bubble?

Draw or write these people in the smaller bubbles.



Year 3 Home Learning Bingo Card- Colour in the boxes to show which activities you have done. Please complete your work in your exercise book and you can share examples of your work on twitter or send to teachers@st-benets.durham.sch.uk. I'm excited to see all of your lovely work. Miss Williamson.

THE PARABLE OF THE PRODIGAL SON (based on Luke 15:11-32)

A man had two sons. The younger became impatient of living at home on the farm. He wanted to set out into the wide world and seek his fortune. He said to his father, "Father, give me my share of the money from the farm that would come to me when you die."

His father was very sad to hear this, but he loved his son, so he sold off half the farm and gave him the money.

The older brother was furious, but the younger son was delighted. He had never had so much money in his life! At once he set off for a far country where nobody would know him and his riches would impress everyone. And they were impressed! He soon found friends to help him to spend his money. He really enjoyed himself. He did anything he wanted. There would be plenty of time later to get a job, and come home to his family a very wealthy man.

But a famine spread quickly over the country. Crops failed and there was very little work of any sort to be had. His new friends could not even be bothered to offer him a meal. The only job he could find was working on the farm of a Gentile – feeding pigs! He was so hungry that he would have been glad to eat the pigs' food himself. At last he came to his senses.

"Even my father's servants have more food than they want, and here am I dying of hunger! I will leave this place and go to my father and say: "Father, I have sinned against heaven and against you; I don't deserve to be called your son; treat me as one of your paid servants." So he left the place and went back to his father.

His father had been watching out, hoping his son would come home. While he was still a long way off, his father saw him, barefoot, ragged and dirty and so very pale and thin. He ran to the boy and hugged and kissed him.

The son began his speech, but his father interrupted him, calling to the servants, "Quick! Bring out the best robe and put it on him; put a ring on his finger and sandals on his feet. Bring the calf we have been fattening and prepare a feast. I want to celebrate, because this son of mine was dead and has come back to life; he was lost and is found."

Year 3 Home Learning Bingo Card- Colour in the boxes to show which activities you have done. Please complete your work in your exercise book and you can share examples of your work on twitter or send to teachers@st-benets.durham.sch.uk. I'm excited to see all of your lovely work. Miss Williamson.

Bus Stop Method Division: 3-Digit Numbers

Aim: I can use a formal method of division.

1. $429 \div 3 =$

16. $592 \div 4 =$

2. $560 \div 4 =$

17. $684 \div 2 =$

3. $615 \div 5 =$

18. $328 \div 4 =$

4. $764 \div 4 =$

19. $648 \div 8 =$

5. $288 \div 3 =$

20. $684 \div 6 =$

6. $670 \div 5 =$

21. $954 \div 9 =$

7. $488 \div 2 =$

22. $637 \div 7 =$

8. $920 \div 4 =$

23. $678 \div 6 =$

9. $363 \div 3 =$

24. $665 \div 7 =$

10. $510 \div 5 =$

25. $945 \div 9 =$

11. $504 \div 4 =$

26. $864 \div 8 =$

12. $642 \div 6 =$

27. $574 \div 7 =$

13. $752 \div 8 =$

28. $708 \div 6 =$

14. $558 \div 6 =$

29. $936 \div 9 =$

15. $728 \div 8 =$

30. $623 \div 7 =$

Year 3 Home Learning Bingo Card- Colour in the boxes to show which activities you have done. Please complete your work in your exercise book and you can share examples of your work on twitter or send to teachers@st-benets.durham.sch.uk. I'm excited to see all of your lovely work. Miss Williamson.

Ultimate Times Table Challenge

Name:

Number Correct:

Time:

Previous Score:



$1 \times 1 =$	$11 \times 12 =$	$10 \times 12 =$	$3 \times 5 =$	$1 \times 9 =$	$7 \times 1 =$
$1 \times 5 =$	$1 \times 2 =$	$2 \times 5 =$	$4 \times 1 =$	$2 \times 9 =$	$4 \times 5 =$
$3 \times 1 =$	$3 \times 3 =$	$9 \times 12 =$	$3 \times 7 =$	$6 \times 1 =$	$3 \times 11 =$
$1 \times 4 =$	$4 \times 3 =$	$1 \times 3 =$	$11 \times 7 =$	$4 \times 9 =$	$3 \times 9 =$
$5 \times 1 =$	$8 \times 9 =$	$5 \times 5 =$	$8 \times 12 =$	$2 \times 7 =$	$5 \times 11 =$
$10 \times 3 =$	$6 \times 3 =$	$1 \times 11 =$	$2 \times 11 =$	$11 \times 11 =$	$1 \times 7 =$
$5 \times 3 =$	$9 \times 7 =$	$7 \times 5 =$	$7 \times 7 =$	$7 \times 9 =$	$10 \times 5 =$
$8 \times 1 =$	$10 \times 1 =$	$5 \times 7 =$	$6 \times 5 =$	$3 \times 8 =$	$8 \times 11 =$
$9 \times 1 =$	$9 \times 3 =$	$3 \times 10 =$	$9 \times 9 =$	$4 \times 7 =$	$8 \times 7 =$
$11 \times 9 =$	$6 \times 8 =$	$6 \times 11 =$	$10 \times 7 =$	$10 \times 9 =$	$10 \times 11 =$
$11 \times 1 =$	$11 \times 3 =$	$11 \times 5 =$	$2 \times 3 =$	$4 \times 11 =$	$8 \times 5 =$
$12 \times 5 =$	$12 \times 12 =$	$5 \times 4 =$	$12 \times 7 =$	$12 \times 9 =$	$12 \times 11 =$
$2 \times 1 =$	$8 \times 3 =$	$6 \times 7 =$	$1 \times 12 =$	$1 \times 10 =$	$7 \times 3 =$
$2 \times 2 =$	$9 \times 11 =$	$2 \times 6 =$	$2 \times 8 =$	$2 \times 12 =$	$7 \times 6 =$
$11 \times 4 =$	$3 \times 4 =$	$5 \times 9 =$	$12 \times 2 =$	$2 \times 4 =$	$1 \times 6 =$
$4 \times 2 =$	$4 \times 4 =$	$4 \times 6 =$	$6 \times 9 =$	$4 \times 10 =$	$9 \times 5 =$
$5 \times 2 =$	$10 \times 2 =$	$12 \times 1 =$	$5 \times 8 =$	$3 \times 6 =$	$7 \times 11 =$
$7 \times 4 =$	$6 \times 4 =$	$6 \times 6 =$	$12 \times 3 =$	$6 \times 2 =$	$8 \times 4 =$
$7 \times 2 =$	$9 \times 2 =$	$2 \times 10 =$	$5 \times 10 =$	$1 \times 8 =$	$5 \times 6 =$
$7 \times 8 =$	$6 \times 10 =$	$12 \times 10 =$	$12 \times 4 =$	$8 \times 10 =$	$8 \times 2 =$
$10 \times 4 =$	$9 \times 4 =$	$3 \times 12 =$	$9 \times 8 =$	$12 \times 8 =$	$8 \times 6 =$
$11 \times 6 =$	$9 \times 6 =$	$10 \times 6 =$	$3 \times 2 =$	$4 \times 12 =$	$9 \times 10 =$
$11 \times 2 =$	$6 \times 12 =$	$5 \times 12 =$	$11 \times 8 =$	$11 \times 10 =$	$8 \times 8 =$
$7 \times 12 =$	$10 \times 10 =$	$12 \times 6 =$	$7 \times 10 =$	$4 \times 8 =$	$10 \times 8 =$

Year 3 Home Learning Bingo Card- Colour in the boxes to show which activities you have done. Please complete your work in your exercise book and you can share examples of your work on twitter or send to teachers@st-benets.durham.sch.uk. I'm excited to see all of your lovely work. Miss Williamson.

Be the Teacher

Using Inverted Commas for Direct Speech

Mr Clark is marking the children's work in his class. They have been written using direct speech. Help Mr Clark by circling the mistake(s) in each example below and then write it out correctly.

1. "We're very proud of him", said Jake's parents.

2. "I'm looking for a dragon," said Pete. "Have you seen him"

3. "the only tired I was, was tired of giving in," said Rosa.

4. "What is it?" asked Hansel. "A house made of sweets," Gretel replied.

5. The dentist said "Open wide!"

6. "Mum," cried Cynthia "Is my dinner ready yet?"

7. "that's a horrible song choice, said Simon. Do you have anything else?"

8. I'll take the blue one," said the lady. "Here you go," replied the man.

9. We'll investigate "what happened said the policeman whilst making" notes.

10. First, "put on your safety helmet" said the instructor. Then "tie your harness around your waist.

Year 3 Home Learning Bingo Card- Colour in the boxes to show which activities you have done. Please complete your work in your exercise book and you can share examples of your work on twitter or send to teachers@st-benets.durham.sch.uk. I'm excited to see all of your lovely work. Miss Williamson.

Garden Birds

Why do Birds Matter?

Birds aren't just there to look pretty; they help the environment too. They help plant life by scattering seeds. They eat insects which helps control insect growth and some birds, like magpies and crows, eat dead animals. This gets rid of the rotting animals which could cause diseases.



Numbers of Common Garden Birds



There has been a significant drop in the number of starlings in the last few years. Some people think this is because farming has made it more difficult for them to find crane fly larvae - their favourite food.

In this year's **Big Garden Birdwatch**, house sparrows were the most widely spotted bird in the UK. Over the past decade, there has been an increase in house sparrows reported, although their numbers are still much lower than they were in the 1970s. This could be because of cats or air pollution as more cars are being used.

There has also been a rise in some less well-known birds, like fieldfares. One reason for seeing more fieldfares in gardens seems to be that the cold weather has made them leave the countryside and look for food in gardens.

Migration

Some birds leave the UK during the winter months because it is too cold for them. They go somewhere where it is warmer. When it starts to get warmer in the UK, they come back. This is called migration.

- Swifts and swallows migrate to Africa.



RSPB: The Royal Society for the Protection of Birds - a charity that protects British birds.



Big Garden Birdwatch A yearly event where people tell the RSPB which birds they see. The information is gathered to see if there are any changes in bird populations.

Year 3 Home Learning Bingo Card- Colour in the boxes to show which activities you have done. Please complete your work in your exercise book and you can share examples of your work on twitter or send to teachers@st-benets.durham.sch.uk. I'm excited to see all of your lovely work. Miss Williamson.

- They can fly 200 miles every day.
- Many die from starvation, exhaustion and storms.

At the beginning of 2019, there were more sightings of goldfinches and redwings. A warmer winter meant more of these tiny birds survived.

British Birds



Robins:

- have a bright red breast;
- are very aggressive and will defend their territory;
- sing all year round;
- can be seen in British gardens all year round.

Magpies:

- have a loud, chattering cackle;
- can be easily seen with their black and white feathers;
- hunt for leftover food and dead animals;
- are important insect controllers.



Blue Tits:

- have bright yellow and blue feathers;
- lay eggs between the end of April and May;
- male and female blue tits look the same;
- in winter, family flocks join up with other blue tits to find food together.

Year 3 Home Learning Bingo Card- Colour in the boxes to show which activities you have done. Please complete your work in your exercise book and you can share examples of your work on twitter or send to teachers@st-benets.durham.sch.uk. I'm excited to see all of your lovely work. Miss Williamson.

Garden Birds

Questions

1. How do birds help plants? Tick **one**.

- They build nests.
- They eat insects.
- They spread seeds.
- They sing beautifully.

2. What is the RSPB?

3. Name **three** birds whose numbers have increased in recent years.

4. Where do swifts and swallows go during the winter?

- America
- the UK
- Africa
- to the countryside

5. **There has been a significant drop in the number of starlings in the last few years.** In this sentence, the word **significant** is closest in meaning to: Tick **one**.

- slow
- noticeable
- small
- unimportant

6. Use the information in the text to match the statements.

Has a loud chattering cackle.	}
Sing through all of the seasons.	}
Have yellow and blue feathers.	}

Magpies	{
Blue tits	{
Robins	{

Year 3 Home Learning Bingo Card- Colour in the boxes to show which activities you have done. Please complete your work in your exercise book and you can share examples of your work on twitter or send to teachers@st-benets.durham.sch.uk. I'm excited to see all of your lovely work. Miss Williamson.

7. What effect could a cold winter have on goldfinches, redwings and fieldfares?

8. Why do you think the big garden birdwatch happens every year?
